

The Compleat Mesoangler

A Newsletter About Mesozoic Fishes

Volume 10, Number 1

April 15, 2004


Barbara Jaffe Stahl

April 17, 1930 – January 16, 2004

Professor Dr. Barbara J. Stahl died January 16, 2004, at the age of 73, after a long illness. Stahl was the senior faculty member at Saint Anselm College, Manchester, New Hampshire. College President Fr. Jonathan De Felice, O.S.B. said, “In her 50 years with the college she never lost her enthusiasm for the classroom and never weakened in her quest for excellence.”

In 1954, Barbara Stahl was the first woman to be offered a teaching position at Saint Anselm, a college of 600 men with an all-male faculty. She became Assistant Professor in 1959, Associate Professor in 1966, and Full Professor in 1979. She went on to serve on the Faculty Senate, as a member of the college’s first accreditation committee, chair of the biology department (1971-1979), and chair for nearly 30 years of the pre-professional committee that guides students applying to medical school and other health professions.

Born Barbara Jaffe in Brooklyn, New York, April 17, 1930, she moved to Albany, New York, in 1938 where she attended the Albany



Academy for Girls until high school graduation. Barbara credited her interest in science and vertebrate paleontology to childhood trips to the American Museum of Natural History.



In 1952 she received a B.A. from Wellesley College, where she had been elected to Phi Beta Kappa and to Sigma Xi for her academic and scientific accomplishments. The following year she received her M.A. from Radcliffe (then the women’s division of Harvard).

She married Dr. David G. Stahl, known to many Mesozoic Fishes colleagues through his participation in our meetings, in 1951. The youngest of her four children (Susan, Nancy, Sarah, and John) was 3 three years old, when, in 1963, at the urging of Prof. Alfred Sherwood Romer, she re-entered Harvard University as a doctoral candidate. Mrs. Romer called Barbara “the Ph.D. of Al’s old age.” Barbara took a one-

year leave from teaching, at Saint Anselm, but went back in the fall of 1964 because Al said she didn't need to take off another year. The degree was awarded in 1965 and the thesis published a year and a half later (she had to do the color separations herself).

McGraw-Hill published Barbara's "Vertebrate History: Problems in Evolution" in 1974. In that edition and a subsequent reprint from Dover Publications the book remained in print for more than 20 years. She also was sole author (1999) of Vol. 4 of the Handbook of Paleozoology (Chondrichthyes III - Holocephali). This project had required twelve years, since most of her writing was confined to vacation periods.

Barbara and her husband David were instrumental in starting The Derryfield School, an independent, co-educational day school for grades 6 through 12. Barbara served on its board and was its recording secretary for 40 years. Derryfield School now enrolls 360 students on a campus of 73 acres. Barbara also served as a member of the Institutional Review Board of the Catholic Medical Center, as chair of the cultural committee of the Jewish Federation, and as treasurer of the Northeast Regional Advisers to the Health Professions.

She and her husband often allowed students to use their seats at Boston Symphony Orchestra concerts and introduced students to chamber music at informal recitals in their home.

In January 2002, Barbara suffered a pathological fracture of the femur just before a lecture on Charles Darwin for the College's Humanities course. She gave her lecture without letting anyone know of her physical condition. Despite a poor prognosis, she remained fully active, telling colleagues that she would "die with her boots on." She continued to teach through the fall semester of 2003. Two days before her death, she notified her Dean that she was too weak to teach in the spring semester. A week earlier, she had completed her part of an article with David J. Cicimurri of Clemson University, South Carolina, focusing on Mississippian

chondrichthyans from northern Alabama.

Barbara received many awards during her career. In 1993, Saint Anselm College awarded her an honorary doctor of science degree and Albany Academy named her its outstanding alumna. In the fall of 2003, a new species of chimaerid was described in her honor, *Callorhinchus stahli* Kriwet & Gazdzicki, to mark her contributions to holocephalian systematics. In October 2003, she was honored at a luncheon for her 50 years of teaching at Saint Anselm. New Hampshire Senator Lou D'Allesandro (D-Manchester) presented a State Senate proclamation marking her contributions to higher education. The book *Mesozoic Fishes III* will be dedicated to her memory.

In addition to her husband of 52 years, Barbara Stahl is survived by three daughters, one son, ten grandchildren, a sister, two nieces, and two nephews. Memorial contributions may be made to the "Saint Anselm College - Barbara J. Stahl Endowed Chair in Science and the Humanities," Saint Anselm College, 100 Saint Anselm Drive, Manchester, New Hampshire 03102, USA.


Compiled by John Bruner from:

- 1.) "Barbara Jaffe Stahl." *The Boston Globe* January 17, 2004.
- 2.) "College Plans Tribute to Late Professor Barbara Stahl." *News & Events*, Saint Anselm College website
- 3.) "Professor Barbara Jaffe Stahl Obituary" *News & Events*, Saint Anselm College website
- 4.) "Eulogy at the Funeral of Dr. Barbara Stahl" *News & Events*, Saint Anselm College website
- 5.) Personal emails from Dr. David G. Stahl, and David J. Cicimurri.

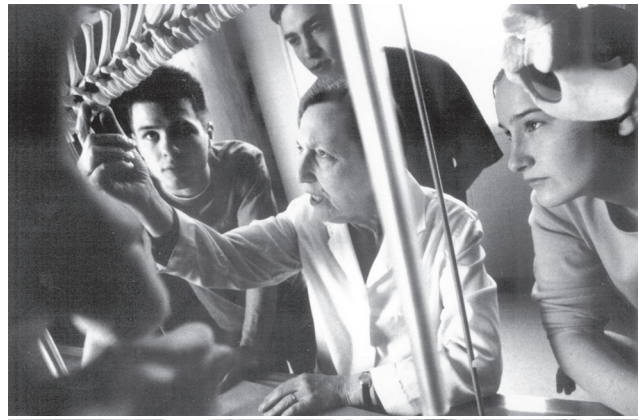
Selected Bibliography:

Stahl, Barbara J. 1967. Morphology and relationships of the Holocephali with special reference to the venous system. *Bulletin of the Museum of Comparative Zoology* Vol. 135(3):141-213.


Stahl, B. J. 1974. *Vertebrate history: problems in evolution*. McGraw-Hill, New York.




Barbara and David Stahl, Dec. 31, 1993



Barbara with her students.



100th commencement of Saint Anselm (1993) when she received the Sc.D. *honoris causa*



June 2003, studying fossils with visiting Steve Cumbaa.



Stahl, B. J. 1980. Non-autostylic Pennsylvanian iniopterygian fishes. *Palaeontology* 23(2):315-324.

Stahl, B. J. 1988. Reconstruction of the Head skeleton of the fossil elasmobranch, *Phoebodus heslerorum* (Pisces, Chondrichthyes). *Copeia* 1988(4):858-866.

Didier, D. A., Stahl, B. J., & Zangerl, R. 1994. Development and growth of compound tooth plates in *Callorhynchus milii* (Chondrichthyes, Holocephali). *Journal of Morphology* 222:73-89.

Stahl, B. J. 1997. Review of: Early Vertebrates, Oxford Monographs on Geology and Geophysics, Vol. 33 by Philippe Janvier. *Quarterly Review of Biology* 72(4):461.

Stahl, B. J. 1999. Chondrichthyes III, Holocephali. In: H.-P. Schultze (ed.). *Handbook of Paleichthyology*. Vol. 4. Verlag Dr. Friedrich Pfeil, München, 164 pp.

Stahl, B. J. 1999. The Holocephalian head skeleton. *Journal of Vertebrate Paleontology* 19(Supplement to Number 3):77A-77B.

Stahl, B. J. 1999. Mesozoic holocephalians. pp. 9-19 in: G. Arratia, and H.-P. Schultze (eds.). *Mesozoic Fishes 2: Systematics and the Fossil Record*. Proceedings of the International Meeting Buckow, 1997. Verlag Dr. Friedrich Pfeil, München, 604 pp.

Stahl, B. J., & Chatterjee, S. 1999. A Late Cretaceous chimaerid (Chondrichthyes, Holocephali) from Seymour Island, Antarctica. *Palaeontology* 42(6):979-990.

Stahl, B. J., & Hansen, M. G. 2000. Dentition of *Deltodus angularis* (Holocephali, Cochlodontidae) inferred from Associated tooth plates. *Copeia* 2000(4):1090-1096.

Stahl, B. 2001. Chimaeroid fishes with *Ganodus*-form tooth plates: grade or clade? p. 59 in: A. Tintori (ed.). III International Meeting on Mesozoic Fishes Systematics, Paleoenvironments and Biodiversity. UNIMI, Serpiano - Monte San Giorgio (TI-CH) — 26-31 August 2001. 78 pp.

Stahl, B. J., & Chatterjee, S. 2002. A Late Creta-

ceous callorhynchid (Chondrichthyes, Holocephali) from Seymour Island, Antarctica. *Journal of Vertebrate Paleontology* 22(4):848-850.

Stahl, B. J., & Parris, D. C. 2004. The complete dentition of *Edaphodon mirificus* (Chondrichthyes: Holocephali) from a single individual. *Journal of Paleontology* 78(2):388-392.

Stahl, B. J. In Press. Structure of the early chimaerid dentition. pp. xx-xx in: G. Arratia, & H.-P. Schultze (eds.). *Mesozoic Fishes 3*. Verlag Dr. Friedrich Pfeil, München.



The
Mesozoic Fishes
Home Page
 on the
World Wide Web

is at:

www2.biology.ualberta.ca/wilson.hp/mesofish.html

Add a link to your personal or museum's home page, or to a file that you are allowing others to download by sending us its WWW address.

You may submit membership/news items and publication citations via web forms.

Dr. Edwin J. Crossman (1929-2003)

Ed Crossman, Curator Emeritus in the Department of Ichthyology and Herpetology, Royal Ontario Museum, Professor in the Department of Zoology, University of Toronto, and co-author with W. B. Scott of Freshwater Fishes of Canada, died on Dec 21, 2003. Ed was a source of excellent information about the biology and systematics of living fishes, and a friend of paleoichthyology.

Upcoming Meetings for Mesozoic Fish Workers

Several important meetings are rapidly approaching. Mesozoic Fish enthusiasts should plan now to participate in as many of these meetings as possible, but especially in the main meeting of our group, the Mesozoic Fishes meeting in Spain in 2005. This is an excellent opportunity to share research results and to establish warm friendships with fellow specialists. Also, the Early/Lower Vertebrates Symposium are excellent opportunities to share the excitement of Mesozoic fish research with other fish and lower tetrapod workers.

Here are some of the meetings, in order of date:

10th International Symposium on Early Vertebrates/Lower Vertebrates

May 24-28, 2004

Universidade Federal do Rio Grande do Sul, Brazil

See page 14 for more details.

7th International Congress of Vertebrate Morphology

July 27 - August 1, 2004

at Florida Atlantic University, Boca Raton, Florida

web site: <http://www.iconferences.org/icvm7/>

Fourth International Meeting on Mesozoic Fishes - Systematics, Homology, and Character Definition

August, 2005

Miraflores de la Sierra, Madrid, Spain

See page 14 for more details.

Mesozoic Fish Tales: News from Readers

Cuny, Gilles Curator for vertebrate paleontology, Geological Museum, University of Copenhagen Øster Voldgade 6-7 1350 Copenhagen K, Denmark

Tel: +45 3532 2364 Fax: +45 3532 2325

Email: gilles@savik.geomus.ku.dk

Interests: I am currently studying the shark faunas from the Early Cretaceous of Tunisia and Thailand, and I am still working on shark enameloid microstructure. I also had the opportunity to study some ichthyoliths from the Late Triassic of China recently. I left University of Bristol at the end of 2000 and worked nearly a year at the University of Maha Sarakham in Thailand before taking a job here in Copenhagen as curator for vertebrate paleontology. We are currently in the process of re-organizing the collection and we have a rich collection of



Dr. Friedrich Pfeil hard at work on the next Mesozoic Fishes volume.



Dr. Friedrich Pfeil collecting living fossils at the 2003 ASIH meeting in Brazil.

sarcopterygians and placoderms from the Devonian of Greenland, and of Actinopterygians from the Permian of Germany, from the Early Triassic of Greenland and Madagascar, and from the Paleocene-Eocene of Denmark. The collections are fully accessible and we are looking forward to receive visitors. For European researchers, have a look at our COBICE webpage to get funding to visit us: <http://www.zmuc.dk/commonweb/COBICE.htm>

Yabumoto, Dr. Yoshitaka, Senior Scientist/curator (Ichthyology), Kitakyushu Museum of Natural History and Human History, 2-4-1, Higashida, Yahatahigashiku, Kitakyushu 805-0071 Japan *Telephone*: +81-93-681-1011 *FAX*: +81-93-661-7503 *Email* yabumoto@kminh.jp

My new museum opened last November 2002. Please visit our website, *Url*: http://www.kminh.jp/index_e.html

New Members:

Blas, Xavier Panades I 55, Marksbury Road, Bedminster, Bristol, England BS3 5JY United Kingdom. *Email*: cogombra@hotmail.com

Burton, Jeremiah J. Hewitt Energy Group, LLC, 57 W South Temple, Suite 420 Salt Lake City, Utah 84101-1543 USA *Tel*: 801-519-8500 *Fax*: 801-519-6703 *Email*: jburton@hewittenergygroup.com *Tel*: 435-723-2411 *Email*: tylosaurus@sisna.com

Interests: My main interests are Mesozoic Marine Reptiles. Fish are often associated with them.

Deynat, Dr. Pascal Head of the odontobase project – MNHN, 12 rue Mouton Duvernet, 75014 Paris *Email*: pdeynat@free.fr (See TCM 9(1):3-4 for information on the “Odontobase” project).

Heckert, Andrew B. Geosciences Collections Manager, New Mexico Museum of Natural History & Science, 1801 Mountain Road NW Albuquerque, NM 87104-1375 USA *Tel*: 505-841-2842 *Fax*: 505-841-2866 *Email*: aheckert@nmmnh.state.nm.us, *URL*: www.nmnaturalhistory.org

Interests: I screenwash nonmarine Upper Triassic strata extensively and thus have developed an extensive collection of fragmentary fish (more details are in my 2001 Ph.D. dissertation). I am currently working with Dr. Raoul Mutter on Chinle “colobodontids.”

Schein, Jason P. 818 Clayton Ave. Tupelo, Mississippi 38804-1918 USA *Tel*: 662-841-0361 *Email*: scheijp@auburn.edu

Interests: Functional morphology, biogeography, ecology, taphonomy, environmental geochemistry, biostratigraphy. I am in the process of completing my M.S. thesis involving the biostratigraphy and paleoecology of *Enchodus* spp. in the Alabama Cretaceous Gulf Coastal Plain. I will begin my search for a PhD program/employment in vert. paleo. within the next year, and would be very appreciative of any constructive insight, recommendations, and/or any general ideas from anyone.

Warren, Anne Department of Zoology, La Trobe University, Bundoora, Melbourne, Australia 3086, *Tel*. 61 (03)94792241, *Fax*. 61

(03)94791551 *Email:*
a.warren@zoo.latrobe.edu.au

Interests: I am currently involved with Early Carboniferous fish from Australia (rhizodonts, gyracanth, lungfish, palaeoniscoids) and am especially interested in the associated tetrapods. I have been involved in Australian Mesozoic tetrapods for many years and hence am interested in what the Mesoangler says about Mesozoic fish.

Address updates:

Brito, Paulo new *Email:* pmbrito@uerj.br

Carroll, Robert new *Email:*
robert.carroll@mcgill.ca

Cartaña Marti, Joan Mestro Cabré, 9, 43400 Montblanc, Spain *Email:*
jcartanya@gestiomed.com

Cione, Alberto Luis new *Email:*
acione@museo.fcnym.unlp.edu.ar

de Carvalho, Prof. Dr. Marcelo R.
Departamento de Biologia-FFCLRP,
Universidade de São Paulo, Av. Dos
Bandeirantes, 3900, Ribeirão Preto, SP Brasil
14040-901 *Telephone:* 55-16-602-3710 *FAX:*
55-16-602-3666 *Email:*
mrcarvalho@ffcirp.usp.br

I moved back to Brasil in early June 2003.

Gayet, Mireille new *Email:*
Mireille.Gayet@univ-lyon1.fr

Hitchin, R. (Becky) new *Email:*
pikas@clara.co.uk

Kazmer, Barry S. 407 5th Ave. N.E. Saint
Cloud, MN 56304 USA *url:*
<http://pliosaur.freeservers.com> new *Email*
bkazmer39@yahoo.com

Kindlimann, René new *Email*
106433.2373@compuserve.com

LeBlanc, Jacques new *Email*
Jacques_LeBlanc@diplomatsinternational.com
Website: <http://www.diplomatsinternational.com>

Lindner, Fritz new *Email* fossilfritz@t-

online.de

López-Arbarello, Adriana Institut für
Paläontologie Museum für Naturkunde der
Humboldt Universität, Invalidenstraße 43, D-
10115 Berlin, Germany *Telephone:* ++49 (0)30
2093 8659 *Fax:* ++49 (0)30 2093 8868
Email: adriana.lopez-arbello@rz.hu-berlin.de

Maisch, Michael W. new *Email*
michael.maisch@uni-tuebingen.de

Muscio, Giuseppe new *Email* g_muscio@tin.it

Meunier, François new *Email:*
meunier@mnhn.fr

Mudroch, Alexander new *Email:*
mudroch@iipd.de

Nazarkin, M. V. Zoological Museum, Zoologi-
cal Institute RAS, Universitetskaja nab., 1, St.
Petersbourg, 199034, Russia *Email*
m_nazarkin@mail.ru

Northwood, Caroline Research and Graduate
Studies Office, La Trobe University, Bundoora,
Victoria, Australia 3086 *Email:*
c.northwood@latrobe.edu.au

Poplin, Cécile new *Email* cpoplin@mnhn.fr

Sues, Hans-Dieter Associate Director for Sci-
ence and Collections, and Curator of Vertebrate
Paleontology, Carnegie Museum of Natural
History, 4400 Forbes Avenue, Pittsburgh, Penn-
sylvania 15213-4080 USA *Telephone:* (412)
622-3296 *FAX:* (412) 622-8837 *Email:*
suesh@carnegiemuseums.org

Tao, His-Jen Associate Professor, Department
of Life Science, College of Life Science, Na-
tional Taiwan University, Taipei, Taiwan 10617,
R.O.C. *Telephone:* 886-2-23630231, ext. 2123;
FAX: 886-2-23644308 *Email:*
taohsi@ntu.edu.tw *Url:* http://lifesci.zo.ntu.edu.tw/~zoology/tao_hj.htm (writ-
ten in Chinese and English.

Interests: I study fossil fishes in Taiwan.

Taylor, Michael A. new *Email:*
m.taylor@nms.ac.uk

Viohl, Günter new *Email:* G.Viohl@t-online.de

Yabumoto, Yoshitaba Kitakyushu Museum of

Natural History & Human History, 2-4-1 Higashida, Yahatahigashi-ku, Kitakyushyu, Fukuoka 805-0071 JAPAN Telephone: +81-93-681-1011 FAX: +81-93-661-7503 Email: info@kmmh.jp Url: http://www.kmmh.jp/index_e.html

Squish Fisch Fiche: Recent Publications

Belouze, A, Gayet, M., & Atallah, C. 2003. Les premiers Anguilliformes: I. Révision des genres cenomaniens *Anguilavus* Hay, 1903 et *Luenchelys* nov. gen. [The first Anguilliformes: 1. Revision of the Cenomanian genera *Anguilavus* Hay, 1903 and *Luenchelys* nov. gen.]. *Geobios*. Vol. **36**:241-273.

Belouze, A, Gayet, M., & Atallah, C. 2003. Les premiers Anguilliformes: II. Paraphylie du genre *Urenchelys* Woodward, 1900 et relations phylogénétiques [The first Anguilliformes: II. Paraphyly of the genus *Urenchelys* Woodward, 1900 and phylogenetic relationships]. *Geobios*. Vol. **36**:351-378.

Blanco, A., & Cavin, L. 2003. New Teleostei from the Agua Nueva formation (Turonian), Vallecillo (NE Mexico). *C. R. Palevol*. Vol **2**:299-306.

Cavin, L., Suteethorn, V., Bufetaut, E., Lauprasert, K., Le Loeuff, J., Lutat, P., Philippe, M., Richter, U., & Tong, H. 2003. Palaeobiogeographical affinities of the fishes from Phu Nam Jun, Late Jurassic-Early Cretaceous of North-Eastern Thailand. *Maharakham University Journal*. Vol. **22**(Special Issue):217-227.

Cavin, L., Suteethorn, V., Khansubha, S., Bufetaut, E., & Tong, H. 2003. A new Semionotid (Actinopterygii, Neopterygii) from the Late Jurassic-Early Cretaceous of Thailand. *C. R. Palevol*. Vol **2**:291-297.

Chen, L., & Cuny, G. 2003. Discovery of the Middle-Late Triassic elasmobranch ichthyoliths from the Guanling area, Guizhou, SW China. *Geological Bulletin of China*. Vol **22**(4):236-247.

Chin, K., Kirkland, J. I., Milner, A. R. C., &

Mickelson, D. L. 2003. Distinctive accumulations of fossil fish debris in the Moenave Formation tell a story of life and death in a biotically productive, early Jurassic lake near St. George, Utah. *Journal of Vertebrate Paleontology*. Vol. **23**(Supplement to Number 3):40A.

Cope, D., Brown, R. B., Westgate, J., & Pittman, J. 2003. A Late Cretaceous (Campanian) marine vertebrate microfauna from the Aguja Formation of Chihuahua, Mexico. *Journal of Vertebrate Paleontology*. Vol **23**(Supplement to Number 3):42A.

Corrado, C. A., Wilhelm, D. A., Shimada, K., & Everhart, M. J. 2003. A new skeleton of the Late Cretaceous lamniform shark, *Cretoxyrhina mantelli*, from Western Kansas. *Journal of Vertebrate Paleontology*. Vol. **23**(Supplement to Number 3):43A.

Cuny, G., Hunt, A., Mazin, J.-M., & Rauhcer, R. 2000. Teeth of enigmatic neoselachian sharks and an ornithischian dinosaur from the uppermost Triassic of Lons-le-Saunier (Jura, France). *Paläontologische Zeitschrift*. Vol **74**(1/2):171-185.

Cuny, G., Rieppel, O., & Sander, P. M. 2001. The shark fauna from the Middle Triassic (Anisian) of North-Western Nevada. *Zoological Journal of the Linnean Society*. Vol. **133**:285-301.

Cuny, G., Suteethorn, V., Buffetaut, E., & Ouaja, M. 2001. Freshwater hybodont sharks in the Aptian-Albian of Tunisia and Thailand. *Bulletin de la Société d'Etude des Sciences Naturelles D'Elbeuf*. Vol **2001**:27-28.

England, B. 2003. Late Cretaceous marine vertebrates from the Pee Dee River Valley, Florence County, South Carolina. *Journal of Vertebrate Paleontology*. Vol. **23**(Supplement to Number 3):48A.

Everhart, M., Everhart, P. D., Manning, E., & Hattin, D. 2003. A Middle Turonian marine fish fauna from the Upper Blue Hill Shale Member, Carlisle Shale, of North Central Kansas. *Journal of Vertebrate Paleontology*. Vol. **23**(Supplement to Number 3):49A.

Forey, P. L., Yi, L., Patterson, C., & Davies, C. E. 2003. Fossil fishes from the Cenomanian (*Upper Cretaceous) of Namoura, Lebanon.

Journal of Systematic Palaeontology 1(4):227-330.

Friedman, M., Tarduno, J. A., & Brinkman, D. B. 2003. Fossil fishes from the high Canadian Arctic: further palaeobiological evidence for extreme climatic warmth during the Late Cretaceous (Turonian-Coniacian). *Cretaceous Research* 24:615-632.

Gayet, M., & Babin, C. 2001. La paleodiversificación: algunas dificultades para su estudio [Palaeodiversification: some problems for the study]. *Revista Española de Paleontología. n. extraordinario*:117-123.

Gayet, M., & Meunier, F. J. 2000. Rectification of the nomenclature of the genus name *Ellisella* Gayet & Meunier, 1991 (Teleostei, Ostariophysi, Gymnotiformes) in *Humboldtichthys* nom. nov. *Cybium*. 24(1):104.

Gayet, M., & Meunier, & F. J. 2001. À propos du genre *Paralepidosteus* (Ginglymodi, Lepisosteidae) du Crétacé Gondwanien. *Cybium*. 25(2):153-159.

Gayet, M., & Meunier, & F. J. 2003. Chapter 17. Palaeontology and Palaeobiogeography of Catfishes. pp. 491-522. *In: Catfishes Volume 2*. G. Arratia, B. G. Kapoor, M. Chardon, and R. Diogo (editors.). Science Publishers, Inc., Enfield, New Hampshire, USA, 844 pp.

Goto, M. 2002. Report of the 3rd International Meeting on Mesozoic Fishes. *Journal of Fossil Research*. Vol. 35(2):34-39.

Goto, M. 2002. "Triassic Park" - The 3rd International Meeting on the Mesozoic Fishes and the Triassic Vertebrates from Monte San Giorgio, south Switzerland. Abstracts with Programs of the 2002 Annual Meeting of the Palaeontological Society of Japan (June 21-23, 2002, Katsuyama, Fukui Pref.). Vol 2002: 59.

Goto, M. 2002. "Triassic Park" - Animals before dinosaurs. *Newton Graphic Science Magazine*. Vol. 22(15):100-107.

Goto, M., & Yamagishi, H. 2002. A travel to Europe for searching the origin of dental palaeontology Part 1, -A visit to the Natural History Museum in London. *Geoscience magazine*. Vol 51:159-167.

Goto, M., & Yamagishi, H. 2003. A travel to Europe for searching the origin of dental palaeontology Part 2. - Presentation at the 3rd International Meeting on Mesozoic Fishes and Peyer House. *Geoscience magazine*. Vol 51:213-223.

Goto, M., & Yamagishi, H. 2003. A travel to Europe for searching the origin of dental palaeontology. Part 3.- Triassic vertebrate fossil remains from the Monte San Giorgio and the cave bear skeleton from the Monte Generoso. *Geoscience magazine*. Vol 52:21-30.

Hakel, M., & Stewart, J. 2003. A nearly complete skeleton of *Pachyrhizodus caninus*. *Journal of Vertebrate Paleontology*. Vol. 23(Supplement to Number 3):58A.

Hamm, S. A. 2003. Ptychodontid sharks in the Upper Cretaceous Eagleford Group of Northern Texas. *Journal of Vertebrate Paleontology*. Vol. 23(Supplement to Number 3):58A-59A.

Hilton, E., & Grande, L. 2003. The fossil record of sturgeons (Actinopterygii: Acipenseriformes: Acipenseridae). *Journal of Vertebrate Paleontology*. Vol. 23(Supplement to Number 3).

Kriwet, J. 2003. Neoselachian remains (Chondrichthyes, Elasmobranchii) from the Middle Jurassic of SW Germany and NW Poland. *Acta Palaeontol. Pol.* Vol. 48(4):583-594.

Mustafa, H., Azlmout, I., Smadi, A., Hassan, A. A., & Khammashi, A. 2003. An exceptionally preserved marine vertebrate fauna from the Muwaqqar Formation (Late Cretaceous) of Jordan. *Journal of Vertebrate Paleontology*. Vol. 23(Supplement to Number 3):81A.

Mutter, R. 2003. Deepened flank scales in Triassic Actinopterygians as a phylogenetic signal. *Journal of Vertebrate Paleontology*. Vol. 23(Supplement to Number 3):81A.

O'Connor, P., Gottfried, M., Roberts, E., Stevens, N. J., Jackson, F., & Rasmusson, E. 2003. Closing the African gap: a new Cretaceous vertebrate fauna from Tanzania. *Journal of Vertebrate Paleontology*. Vol. 23(Supplement to Number 3):84A.

Poyato-Ariza, F. J. 2003. Dental characters and phylogeny of pycnodontiform fishes. *Journal of Vertebrate Paleontology*. Vol. 23(4):937-940.

Patrick, D., & Grandstaff, D. 2003. Use of rare earth element signatures and trace elements in vertebrate fossils to determine paleoenvironmental conditions. *Journal of Vertebrate Paleontology*. Vol. **23**(Supplement to Number 3):86A.

Poyato-Ariza, F. J. 2003. Dental characters and phylogeny of pycnodontiform fishes. *Journal of Vertebrate Paleontology*. Vol. **23**(4):937-940.

Schultze, H.-P., & Hampe, O. 2001. Fossile Knochenfische in der Philatelie. *fossilien Zeitschrift für Hobbypaläontologen*. Vol. **4**(Juli/August):240-247.

Schwimmer, D., & Williams, G. 2003. New fossil of the largest known coelacanth, from the Late Cretaceous of southeastern USA. *Journal of Vertebrate Paleontology*. Vol. **23**(Supplement to Number 3):95A.

Shimada, K., Parkin, J. A., Palermo, J. M., & Schumacher, B. A. 2003. Late Cretaceous marine vertebrates from the basal Greenhorn Limestone in Southeastern Colorado. *Journal of Vertebrate Paleontology*. Vol. **23**(Supplement to Number 3):96A.

Shimada, K., & Schumacher, B. A. 2003. The earliest record of the Late Cretaceous plethodid fish, *Thryptodus* (Teleostei: Tselfatiformes), from central Kansas. *Transactions of the Kansas Academy of Science*. Vol. **106**(1/2):54-58.

Taverne, L. 2003. Les poissons Crétacés de Nardò. 14^o. *Lissoberyx pugliensis* sp. nov. (Teleostei, Beryciformes, Trachichthyidae). *Bolletino del Museo Civico di Storia Naturale di Verona*. Vol. **27**:3-13.

Taverne, L. 2003. Les poissons Crétacés de Nardò. 15^o. Etude complémentaire de *Pseudopycnodus nardoensis* (Taverne, 1997) nov. gen. (Actinopterygii, Halecostomi, Pycnodontiformes). *Bolletino del Museo Civico di Storia Naturale di Verona*. Vol. **27**:15-28.

Taverne, L. 2003. Les poissons Crétacés de Nardò. 16^o. *Sorbinicharax verraesi* gen. et sp. nov. (Teleostei, Ostariophysii, Otophysi, Characiformes). *Bolletino del Museo Civico di Storia Naturale di Verona*. Vol. **27**:29-45.

Yabumoto, Y. 2002. A new coelacanth from the

Early Cretaceous of Brazil (Sarcopterygii, Actinistia). *Paleontological Research*. Vol. **6**(4):343-350.

Yabumoto, Y., & Yang, S.-Y. 2000. The first record of the Early Cretaceous Freshwater Fish, *Wakinoichthys aokii*, from Korea. *Bull. Kitakyushu Mus. Nat. Hist.* Vol. **19**:105-110.

Newsletter of Systematic Ichthyology NUMBER 25 - LAST ISSUE

The California Academy of Sciences announces that the twenty-fifth issue will be the last annual Newsletter. We appreciate the interest, participation, and support so many of you have shown over the past 25 years, and we hope the Newsletter has been helpful in disseminating information about the activities of systematic ichthyologists around the world. The financial assistance of ASIH, H & N Foods International, and several generous donors is gratefully acknowledged.

New Book:

The Great Rift Valleys of Pangea in Eastern North America

Volume 2 Sedimentology, Stratigraphy, and Paleontology

Edited by Peter M. LeTourneau and Paul E. Olsen

\$89.50 (£ 60.00) June, 2003 Volume 2 cloth 248 pages 151 line, 68 H/T, ISBN: **0-231-12676-X**, Columbia University Press

In volume 2, leading researchers give thorough reviews and highlight recent advances in our understanding of the sedimentary rocks, stratigraphic architecture, early dinosaur and reptile footprints, and vertebrate fossils of the Central Atlantic Magmatic Province.

Columbia University Press

Order Department
136 South Broadway
Irvington, New York
10533-2508 USA

web site: www.columbia.edu/cu/cup

Forthcoming Books from Verlag F. Pfeil

1) Recent Advances in the Origin and Early Radiation of Vertebrates

This two-volume work is dedicated to Prof. Dr. Hans-Peter Schultze on the occasion of his official retirement from the Museum für Naturkunde, Humboldt University, Berlin. Most of the papers were presented at a special symposium at the 2003 Annual Meeting of the Society of Vertebrate Paleontology.

Contents of the first volume:

Hans-Peter Schultze's contribution to our understanding of lower vertebrate evolution. — Richard Cloutier

Early specializations in the branchial apparatus of jawless vertebrates: a consideration of gill number and size. — Philippe Janvier

Tesakoviaspis concentrica: microskeletal remains of a new order of vertebrate from the Upper Ordovician and Lower Silurian of Siberia. — Valentina Karatajute-Talimaa & Moya M. Smith

Early vertebrates: analysis from microfossil evidence. — Susan Turner

Toward a phylogeny of the thelodonts. — Mark V. H. Wilson & Tiiu Märss

Placoderm anatomy and phylogeny: new insights. — Daniel Goujet & Gavin Young

Recognizing paraphyletic stem groups: A case study in the analysis of eubranchyothoracid arthrodiras (Placodermi). — Robert K. Carr

Endocranial morphology in fossil and Recent chondrichthyans. — John G. Maisey

Two tentaculum-bearing Holocephalimorpha (Chondrichthyes) from the Bear Gulch Limestone (Chesterian, Serpukhovian) of Montana, USA, and their impact on the evolution of the

Holocephali. — Richard Lund & Eileen D. Grogan

New teleostome fishes and acanthodian systematics. — Gavin F. Hanke & Mark V. H. Wilson

Origin and early diversification of actinopterygians. — Richard Cloutier & Gloria Arratia

Lower jaw transitions among major sarcopterygian groups — a survey based on new materials from Yunnan, China. — Min Zhu & Xiabo Yu

Late Devonian sarcopterygian fishes from eastern Gondwana (Australia and Antarctica) and their importance in phylogeny and biogeography. — Zerina Johanson

A new stem tetrapod from the Lower Carboniferous of Northern Ireland. — Jennifer A. Clack & Per E. Ahlberg

Changing patterns of ontogeny from osteolepiform fish through Permian tetrapods as a guide to the early evolution of land vertebrates. — Robert L. Carroll, Catherine Boisvert, John Bolt, David M. Green, Noah Philips, Campbell Rolian, Rainer Schoch & Anna Tarenko

Structure and implications of theories on the origin of lissamphibians. — Rainer R. Schoch & Andrew R. Milner

The relationships among diapsid reptiles and the influence of taxon evolution. — Johannes Müller

Synapsid fauna of the Upper Pennsylvanian Rock Lake Shale near Garnett, Kansas and the diversity pattern of early amniotes. — Richard A. Kissel & Robert R. Reisz

Contents of Part II: Recent Advances in Fishes

Buchanosteids (Placodermi, Arthrodira) from Central Asia. — Elga Mark-Kurik

New data on the soft tissues and external morphology of the antiarch *Bothriolepis canadensis* (WHITEAVES, 1880), from the Upper Devonian of Miguasha, Quebec. — Marius

Arsenault, Sylvain Desbiens, Philippe Janvier & Johanne Kerr

A new species of *Allocryptaspis* (Heterostraci) from the Early Devonian, with comments on the structure of the oral area in cythaspidids. — David K. Elliot, Randall C. Reed & Elizabeth J. Loeffler.

Devonian sharks and the origin of Xenacanthiformes. — Michal Ginter

Omalodus teeth (Elasmobranchii: Omalodontida) from the northern Gondwana margin (Morocco, middle Givetian) and their phylogenetic implications. — Oliver Hampe, Z. Sarah Aboussalam, & R. Thomas Becker

Five new euchondrocephalans (Chondrichthyes) from the Bear Gulch Limestone (Serpukhovian, Namurian E2b) of Montana, USA. — Richard Lund & Eileen D. Grogan

Development and growth in xenacanth sharks: new data from the Upper Carboniferous of Bohemia. — Rodrigo Soler-Gijón

Observations on the skeleton of the heterocercal tail of sharks (Chondrichthyes: Elasmobranchii). — Colin D. Little & William E. Bemis

Freshwater stingrays dermal elements from the Miocene of South America with comments on the age of diversification of potamotrygonids (Batoidea, Myliobatiformes). — Paulo M. Brito & Pascal P. Deynat

A new cheirolepidid fish from the Middle-Upper Devonian of Red Hill, Nevada, USA. — Gloria Arratia & Richard Cloutier

The caudal skeleton of Acipenseriformes (Actinopterygii: Chondrostei). — Eric J. Hilton

The phylogenetic relationships of the †Enchodontidae (Teleostei: Aulopiformes). — Christopher Fielitz

Late Cretaceous-Paleocene percomorphs (Teleostei) from India — Early radiation of Perciformes. — Gloria Arratia, Adriana López-Arbarello, Varun Parnar, G. V. R. Prasad & Jürgen Kriwet

Synapomorphies and scenarios — more characters of *Youngolepis* betraying its affinity to the Dipnoi. — Chang Mee-mann

First record of Late Cretaceous coelacanths from Madagascar. — Michael Gottfried, Raymond R. Rogers & Kristina C. Rogers

2) MESOZOIC FISHES 3 — Systematics, Paleoenvironments and Biodiversity

Most of the papers in this forthcoming volume from Verlag F. Pfeil were presented at the last Mesozoic Fishes meeting in Serpiano, Switzerland.

Contents

The structure of the early chimaeroid dentition. — Barbara J. STAHL

Mesozoic elasmobranchs, neoselachian phylogeny and the rise of modern elasmobranch diversity. — John G. MAISEY, Gavin J.P. NAYLOR & David J. WARD

The systematic position of the Cretaceous sclerorhynchid sawfishes (Elasmobranchii, Pristiorajea). — Jürgen KRIWET

A Late Cretaceous thornback ray from southern Italy, with a phylogenetic reappraisal of the Platyrrhinidae (Chondrichthyes: Batoidea). — Marcelo R. de CARVAHLO

A preliminary systematic analysis of Cretaceous guitar-fishes from Lebanon. — Paulo M. BRITO & Didier DUTHEIL

Environmental distribution of Bathonian (Middle Jurassic) neoselachians in southern England. — Charlie J. UNDERWOOD & David J. WARD

Categorizing various classes of morphological variation, and the importance of this to vertebrate paleontology. — Lance GRANDE

- Character variation in some Messel fishes. – Norbert MICKLICH & Gottfried KLAPPERT
- The dermosphenotic in early actinopterygians, a nomenclatural problem. – Cecile POPLIN
- The “Perleidiform” family Colobodontidae: A review. – Raoul MUTTER
- Morphology of †*Coccolepis bucklandi* AGASSIZ, 1843 (Actinopterygii, †Coccolepidae) from the Solnhofen Lithographic Limestone Deposits (Upper Jurassic, Germany). – Eric J. HILTON, Lance GRANDE & William B. BEMIS
- †*Eosemionotus ceresiensis* sp. nov., a new semionotiform fish (Actinopterygii, Halecostomi) from the Middle Triassic Monte San Giorgio (Southern Switzerland). – Toni BÜRGIN
- An overview of Brazilian semionotids. – Valeria GALLO & Paulo M. BRITO.
- A new *Notagogus* (Macrosemiidae – Halecostomi) species from the Albian Tlayua Quarry, Central Mexico. – Katia GONZÁLEZ-RODRÍGUEZ & Victor-Hugo REYNOSO
- Mesozoic halecostomes and the early radiation of teleosts. – Gloria ARRATIA
- Gebrayelichthys* (novum), an extraordinary genus of neopterygian fishes from the Cenomanian of Lebanon. – J. R. NURSALL & Luigi CAPASSO
- The new pycnodont genus *Turbomesodon*, and a revision of *Macromesodon* based on Early Cretaceous new material of Las Hoyas, Cuenca, Spain. – Francisco J. POYATO-ARIZA & Sylvie WENZ
- An overview of the pachycormiform *Leedsichthys*. – Jeff LISTON
- Basal clupeomorphs and ellimmichthyiform phylogeny. – René Zaragüeta Bagils
- A three-dimensional skull of a primitive clupeomorph from the Cenomanian English Chalks and implications for the evolution of the clupeomorph acusticolateralis system. – Peter L. Forey
- The evolution of the Weberian apparatus: A phylogenetic perspective. – Terry Grande & Mario de Pinna
- A new species of the Cretaceous teleostean fish *Erichalcis* from Arctic Canada, with a revised diagnosis of the genus. – Chelsea R. HERMUS, Mark V. H. WILSON & Andrew MACRAE
- Mesozoic sarcopterygians. – Hans-Peter SCHULTZE
- New mawsoniid coelacanth (Sarcopterygii: Actinistia) remains from the Cretaceous of the Kem Kem beds. – Lionel CAVIN & Peter L. FOREY
- An early Cretaceous (Ryazanian) fauna of “Purbeck-Wealden type” at Robbedale, Bornholm, Denmark – with references to other fossil vertebrates. – Niels BONDE
- Distribution of Triassic fishes in the East Baltic Region. – Valentina Karatajute-Talimaa & Valentas KATINAS
- An overview of Mesozoic Fishes in Asia. – Meemann CHANG & Desui MIAO
- Elasmobranch remains from the Taho Limestone (Lower-Middle Triassic) of Ehime Prefecture, Southwest Japan. – Haruka YAMAGISHI
- Mesozoic fish assemblages of North America. – Mark V. H. WILSON & John C. BRUNER
- The record of Mesozoic fishes from Gondwana (excluding India and Madagascar). – Adriana LÓPEZ-ARBARELLO
- Elasmobranch and actinopterygian remains from the Jurassic and Cretaceous of India. – Guntupalli V. R. PRASAD, Brijesh K. MANHAS & Gloria ARRATIA
- Feeding in Mesozoic fishes: a functional perspective. – David BELLWOOD & Andrew HOEY.

FUTURE MEETINGS:

ASIH/AES Annual Meetings 2004 - Marriott Hotel, Norman Oklahoma, 26-31 May 2004.

American Fisheries Society Annual Meeting - Madison, Wisconsin, August 21-26, 2004.

XI Congress of European Ichthyologists, 2004

The ESTONIAN MARINE INSTITUTE in Tallinn, Estonia, contact person Dr Toomas Saat (email: tsaat@sea.ee) will organize the XI European Ichthyological Congress, September 6-10, 2004. More information: XI European Ichthyological Congress website= url: <http://www.sea.ee/ECI/> EIS Newsletter No 2 = Pdf: <http://www.nrm.se/ve/pisces/eis/pdf/newslet2.pdf>


Society of Vertebrate Paleontology Annual Meeting

November 3-6, 2004 in Denver, Colorado

The 64th Annual Meeting of the Society of Vertebrate Paleontology will take place November 3-6, 2004 in Denver, Colorado, at the Adam's Mark hotel. The Adam's Mark Denver is the largest hotel in Denver, with 1225 rooms, including 92 suites. The Denver Museum of Nature and Science is 15 minutes from the Adam's Mark.

For more information on the Adam's Mark Denver, visit: www.adamsmark.com/denver/index.asp. For information on the Denver Museum of Nature and Science, visit: www.dmnh.org. Note that GSA will also be in Denver in 2004.

First Circular Mails, February 16, 2004; Abstract Deadline, April 19, 2004.



Fourth International Meeting on Mesozoic Fishes - Systematics, Homology, and Character Definition

August, 2005

Miraflores de la Sierra, Madrid, Spain

The first circular for the fourth edition of our beloved Mesozoic Fishes Meeting has already been sent to the mailing list. If you have not received it, and would like to, send an e-mail to: francisco.poyato@uam.es.

A pdf version (1 MB) of the First Circular can be downloaded from the Mesozoic Fishes Home Page: www.biology.ualberta.ca/wilson.hp/mesofish.html. Francisco Poyato-Ariza. Here is a brief reminder of the deadlines:

Abstract submission (fund applicants): June 10th, 2004;

Manuscript submission (general): during the meeting;

Manuscript submission (fund applicants): April 10th, 2005.

10th International Symposium on Early Vertebrates/Lower Vertebrates 24-28 May 2004

UNIVERSIDADE FEDERAL DO RIO GRANDE DO SUL, Brazil

Instituto de Geociências, Departamento de Paleontologia e Estratigrafia

First Announcement and Call for Papers is at <http://www.ufrgs.br/geociencias/evento.html>.

Gramado, RS, Brazil, 24-28th May 2004

Intercontinental and interhemispherical stratigraphic correlations based on lower/early vertebrates; palaeoenvironments/geochronological dating based on early vertebrate faunas; correlations of marine/non-marine fish-bearing strata; systematics and evolution of fossil and extant agnathans and fishes and basal tetrapods; IGCP business meetings; oral presentations and posters; post-meeting field trip to Devonian, Carboniferous, Permian, and Triassic vertebrate localities of the Paraná Basin.

More information can be found at the meeting web site (see above).